




ECN IT SOLUTIONS
WE DO THE COMPUTER THING SO YOU CAN DO YOUR THING



Stay Safe

Avoid QR Phishing


Swipe For More



TIP 1

Verify the Source

Always **double check** where the QR code is coming from. If it's from an unknown or suspicious source, **don't scan it**.



TIP 2

Use a QR Scanner with Security Features


Use a **QR code scanner** app that allows you to check the url (link) before it redirects you. Some apps inform you if the QR code is unsafe.



TIP 3

Beware of Public QR Codes

QR codes in public areas can be **swapped** for QR codes that are **malicious**. Be cautious before you scan any code in public even if it is displayed with a reputable brand, logo, etc.



TIP 4

Check the URL After Scanning


After scanning a QR code, always check the **URL** before clicking around the website. Look for anything **suspicious** such as misspellings, or errors in the URL that may mimic a legit website.



TIP 5


Don't Share Personal Information

Never enter **ANY** personal or financial information into a site provided by a QR Code. Email, phone number, name, bank details, **passwords** are to name a few that should never be entered onto a website provided by a QR code. Legitimate websites never ask for such details via a QR code.





ECN IT SOLUTIONS
WE DO THE COMPUTER THING SO YOU CAN DO YOUR THING



Stay Safe!

Here for your IT Need!



Website
ecnitsolutions.com



Email
Info@ecnitsolutions.com

